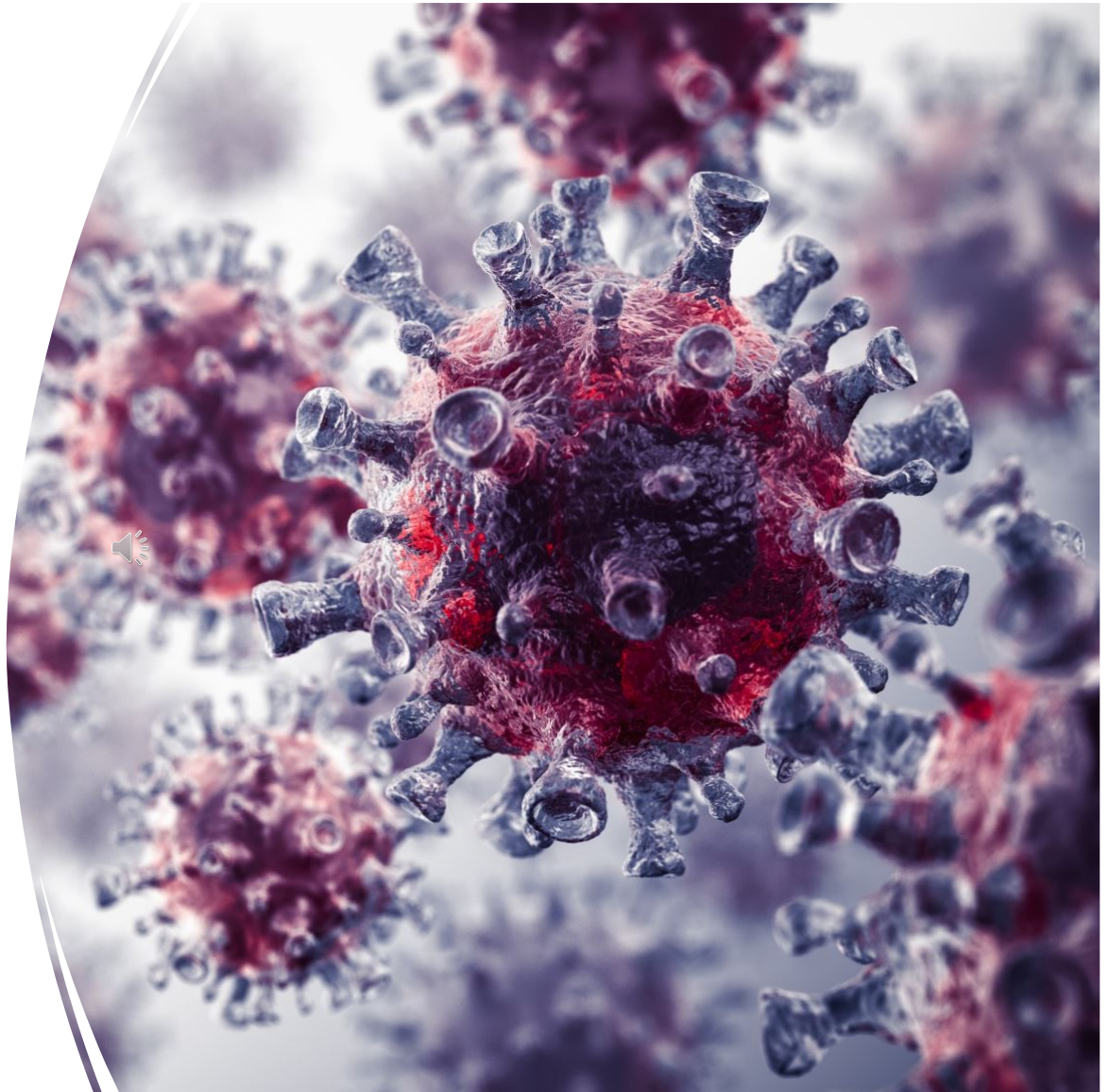


Impacts of covid 'vaccinations'

Dr Clare Craig BM BCh FRCPath

Co-Chair of HART

www.hartgroup.org



Big picture approach

Not injured and haven't treated the injured

Ethics

Efficacy

- infections
- hospitalisations and deaths

Safety

- short term
- longer term





Breaching foundational ethical principles

Should not be breached regardless of “The Science”

First Do No Harm

Precautionary principle - do not expose healthy to unnecessary risk (inc. unexpected or unknown)

Adults have a duty to protect children

Informed Consent

Bodily Autonomy

Optimism about covid 'vaccines'

Sold on basis of:

- Preventing infections
- Protecting others
- Reaching herd immunity and ending pandemic so life could return to normal



No one is safe, unless everyone is safe

Myth of vaccine induced herd immunity

Used to justify:

- Claims of protecting granny
- Vaccine passports
- Vaccine mandates
- Ever younger arms



August 2020



With a fast-moving pandemic, no one is safe, unless everyone is safe

[Learn more](#)

EFFICACY Infections

Trial efficacy measured by antibodies
only 50%

Less than half of vaccinated develop
N-antibodies after infection

First 2 weeks - danger period



Pivot to reducing hospitalisations and deaths

AZ and Pfizer/BioNTech and Moderna trials all claimed prevention of **1 covid death**

NNTV: 1 in 15k Moderna
1 in 20k (AZ and Pf)

Post rollout - Claims from observational data were massively **biased** with those about to die not having the vaccine and consequently boosting the hospitalisation and death rate of the “unvaccinated”

FORBES > BUSINESS

BREAKING


AstraZeneca Vaccine 100% Effective In Preventing Severe Disease And Hospitalizations, U.S. Trials Show

Siladitya Ray Forbes Staff

Covering breaking news and tech policy stories at Forbes.

Follow

Mar 22, 2021, 03:47am EDT

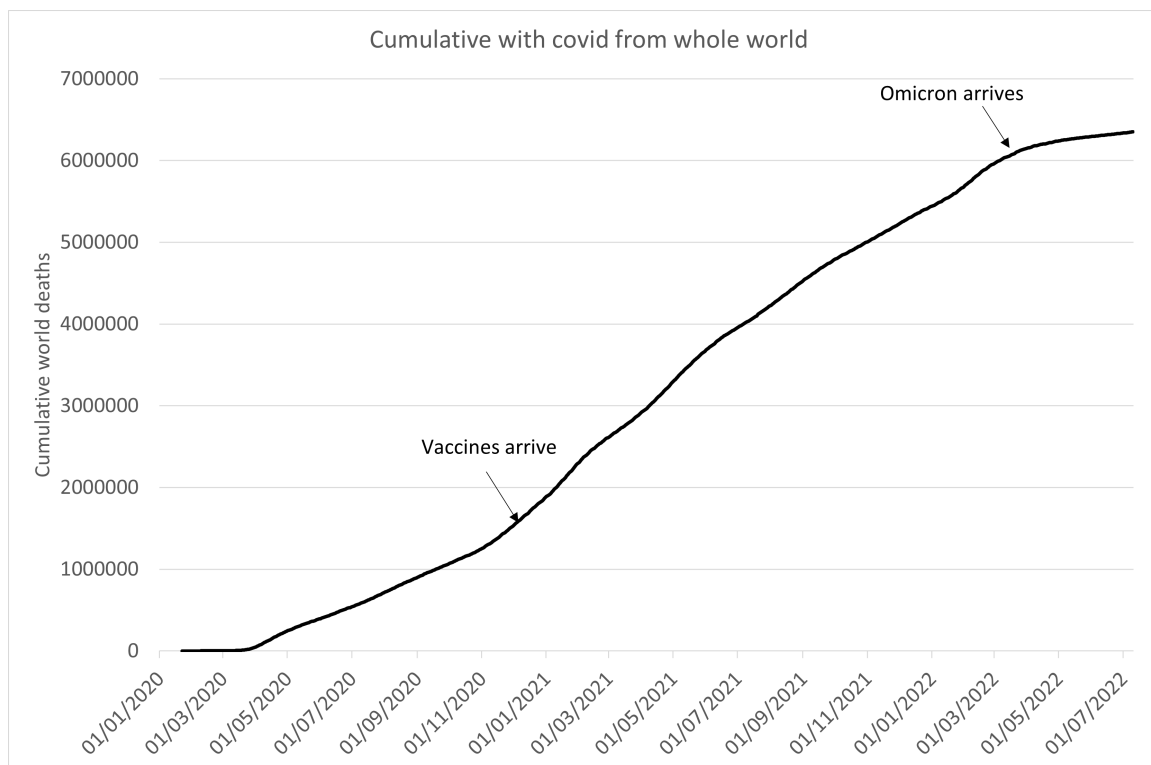
 This article is more than 2 years old.

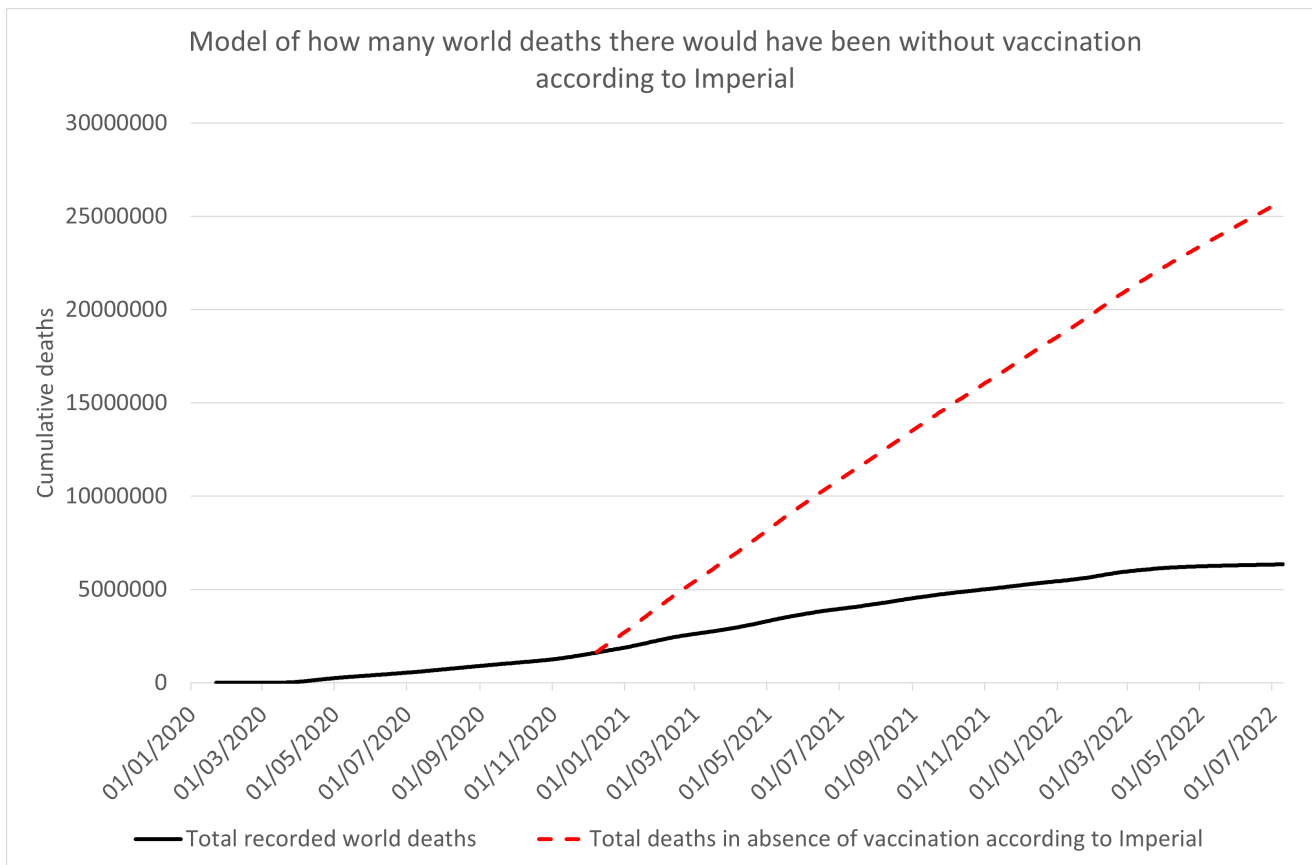
Updated Mar 22, 2021, 05:02am EDT

Benefit



No impact on Global trajectory until Omicron arrives



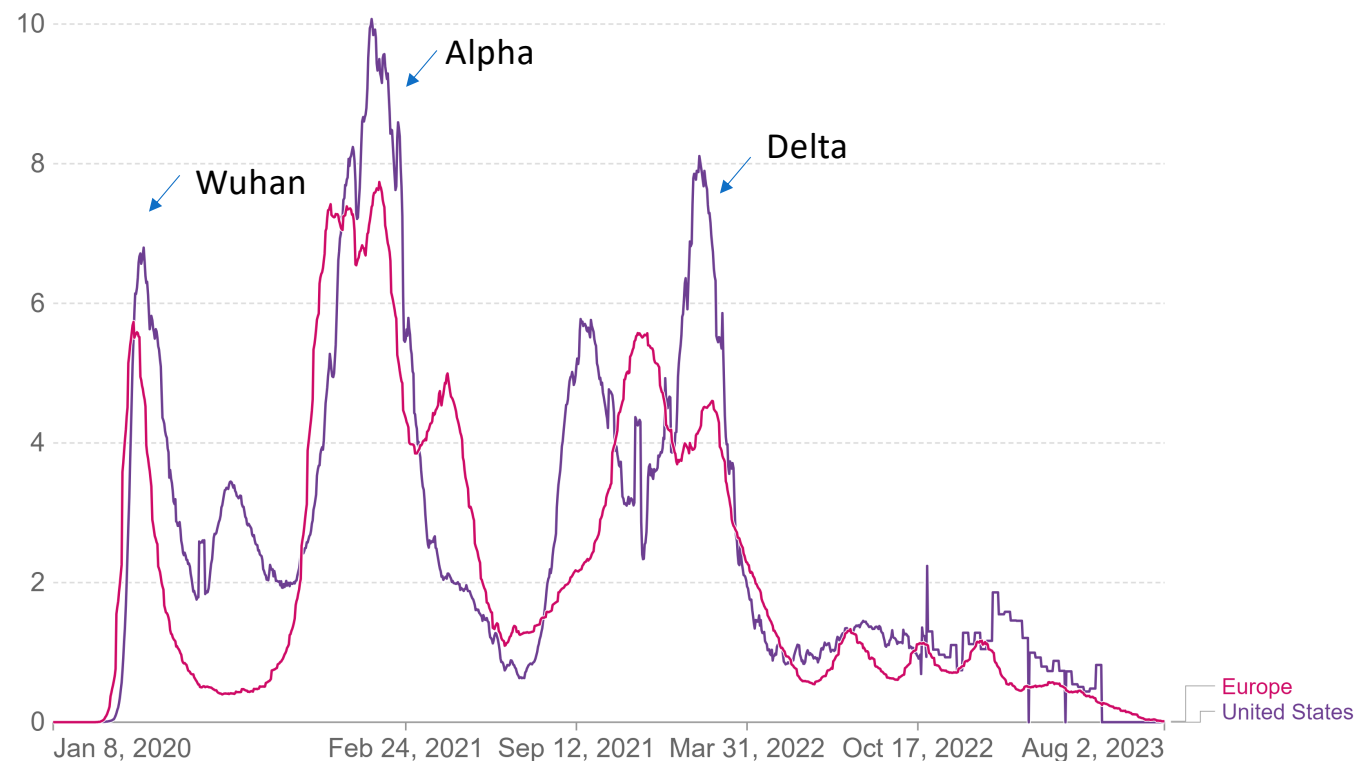


Modelled
fantasy of 20
million lives
saved

Same order of magnitude for deaths in Delta wave in USA and Europe

Daily new confirmed COVID-19 deaths per million people

7-day rolling average. Due to varying protocols and challenges in the attribution of the cause of death, the number of confirmed deaths may not accurately represent the true number of deaths caused by COVID-19.



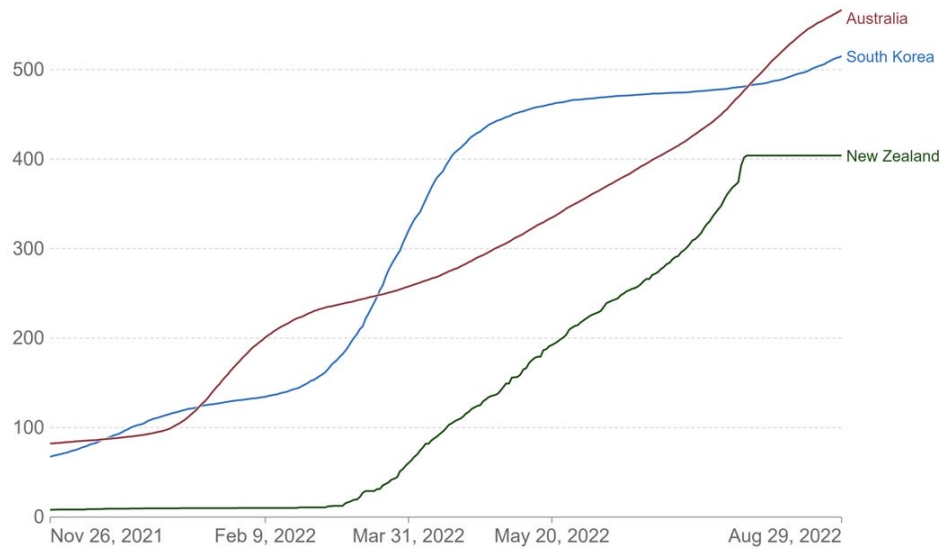
Source: WHO COVID-19 Dashboard

CC BY

First wave mortality

Cumulative confirmed COVID-19 deaths per million people

Due to varying protocols and challenges in the attribution of the cause of death, the number of confirmed deaths may not accurately represent the true number of deaths caused by COVID-19.

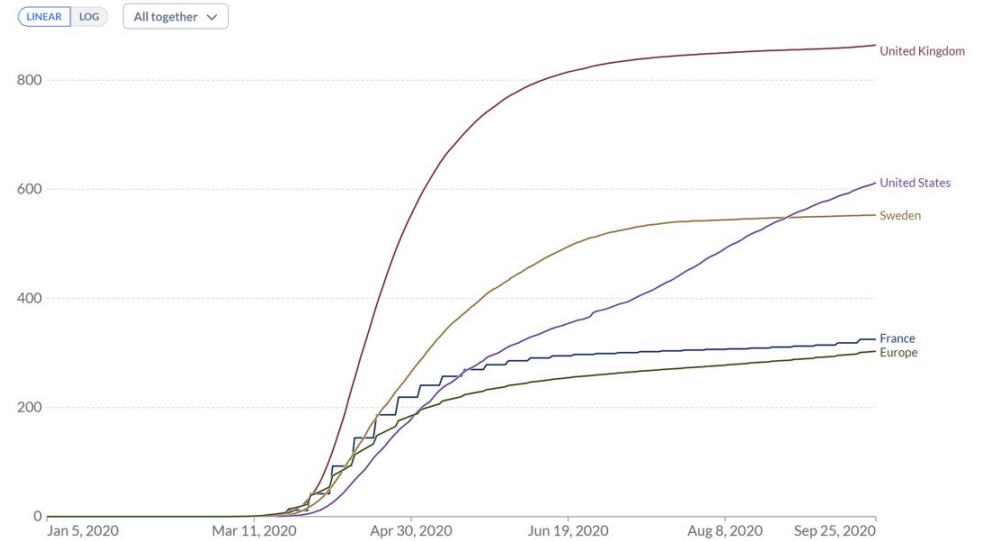


Source: WHO COVID-19 Dashboard

CC BY

Cumulative confirmed COVID-19 deaths per million people

Due to varying protocols and challenges in the attribution of the cause of death, the number of confirmed deaths may not accurately represent the true number of deaths caused by COVID-19.



Source: WHO COVID-19 Dashboard

CC BY

SAFETY

All cause mortality

Pfizer/BioNTech

Number needed to harm = 4/22k
1 in 5,500

AstraZeneca / Moderna

No increase in all cause deaths

Can't prove safety even in huge trial

Deaths up to 13th March 2021 cut off

Reported Cause of Death ^a	BNT162b2 (N=21,926)	Placebo (N=21,921)
	n	n
Deaths	15	14
Acute respiratory failure	0	1
Aortic rupture	0	1
Arteriosclerosis	2	0
Biliary cancer metastatic	0	1
COVID-19	0	2
COVID-19 pneumonia	1	0
Cardiac arrest	4	1

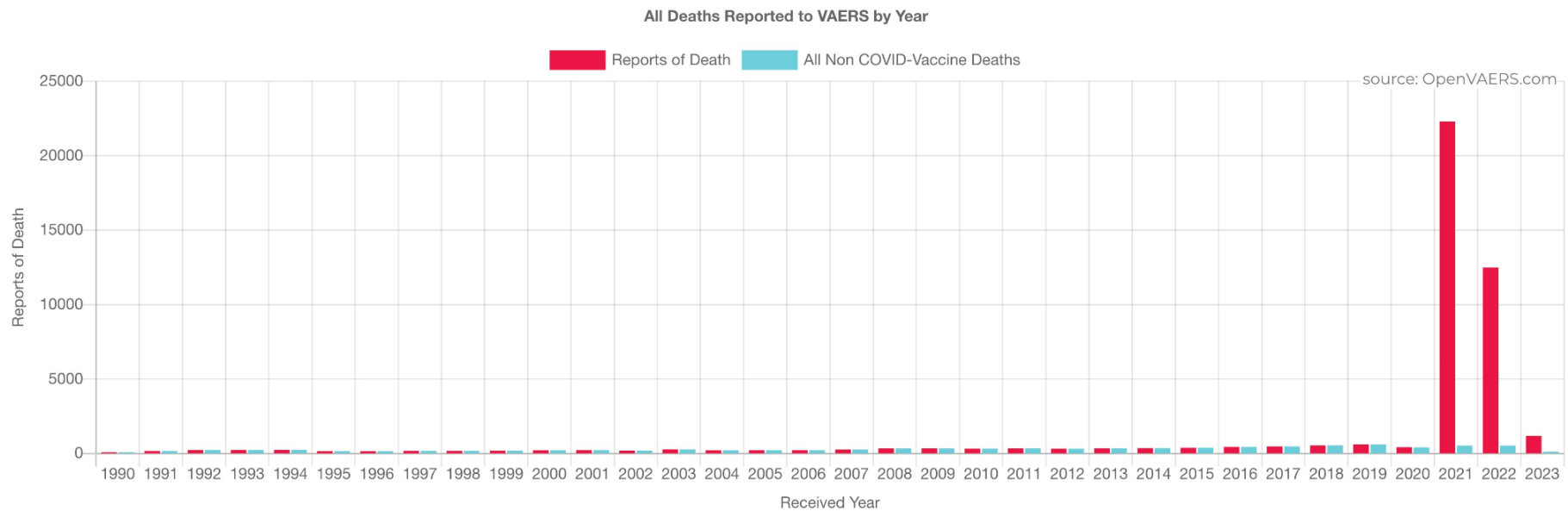
https://www.nejm.org/doi/suppl/10.1056/NEJMoa2110345/suppl_file/nejmoa2110345_appendix.pdf

From Dose 1 through the March 13, 2021 data cutoff date, there were a total of 38 deaths, 21 in the COMIRNATY group and 17 in the placebo group. None of the deaths were considered related to vaccination.

<https://www.fda.gov/media/151733/download>

Careful Surveillance

- No rise in reporting for other drugs
- Known underreporting rate
- Bias towards reporting recent events only
- M>F
- Ignored



Icebergs of harm

1. Heart
2. Nervous System
3. Blood issues
4. Autoimmunity
5. Reproductive health
6. Immune system health

Trial data:

Serious Adverse Events of Special interest

Number needed to harm = 1 in 800

(Number needed to prevent severe covid = 1 in 1500-4300)

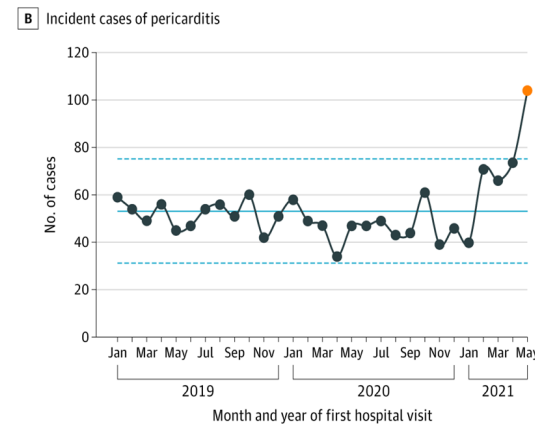
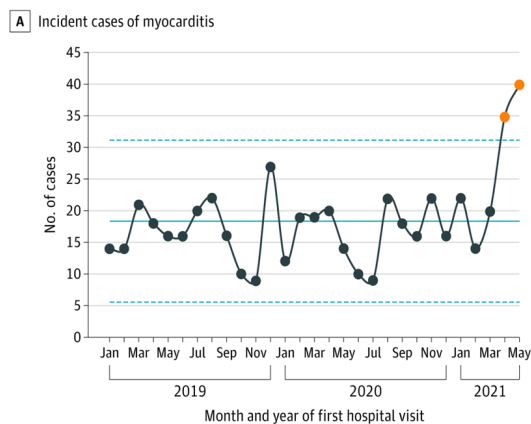
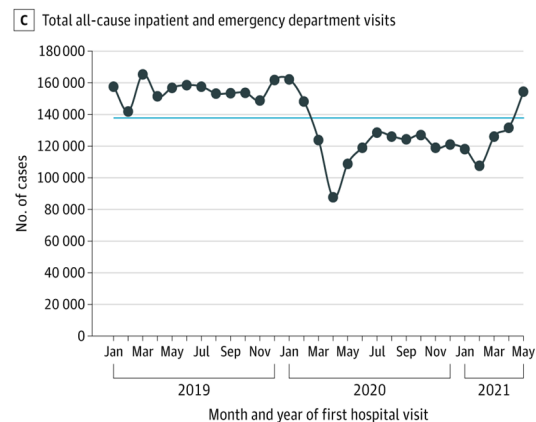
4 x as likely to harm than help



Myocarditis

- Background rates low so easy to see additional cases

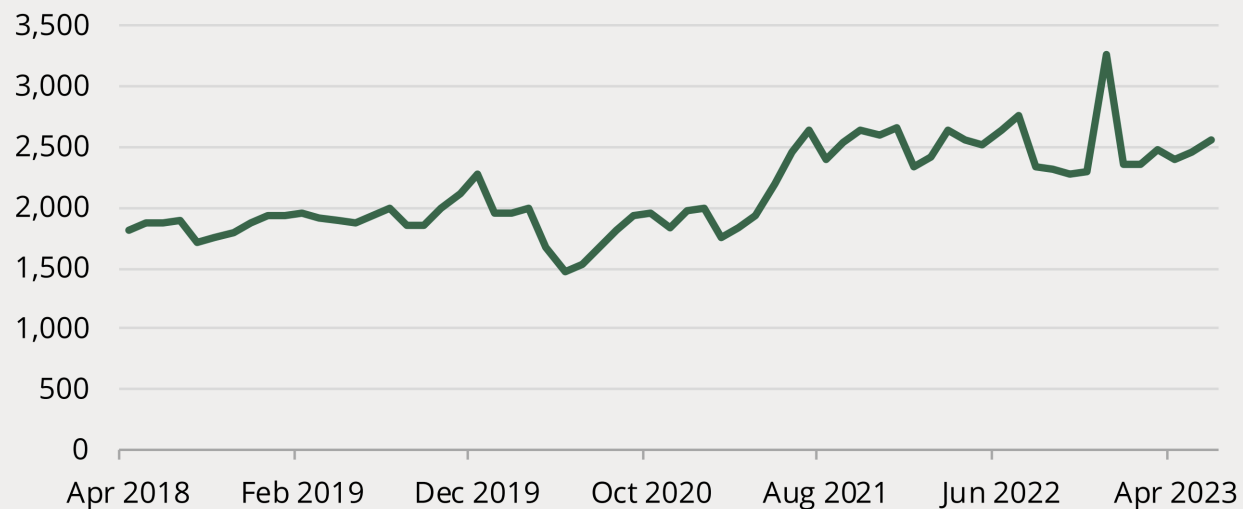
N.B. >500 conditions with higher signal in CDC VAERS analysis



Ambulance – calls for life threatening emergencies

There are 31% more of the most serious ambulance calls than 4 years ago

Average number of category 1 calls per day, monthly data



Stepwise rise in first half of 2021

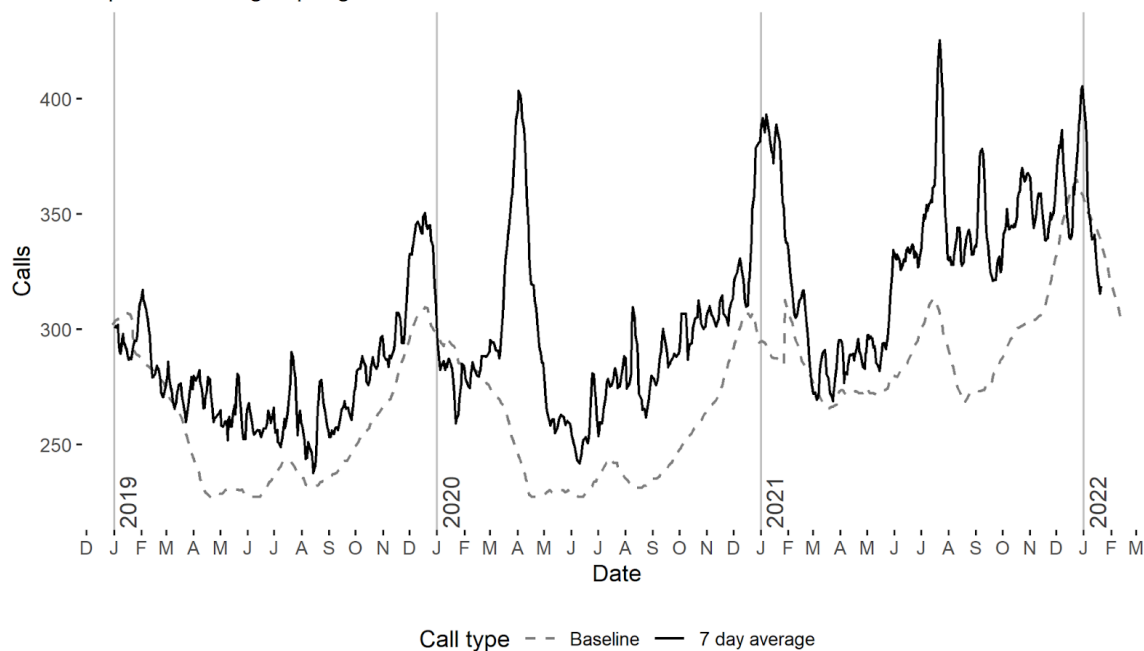
Source: NHS England, [Ambulance Quality Indicators](#), AmbSYS time series

Cardiac arrest calls

Plus stepwise increase from early 2021

Israeli study of 18-39 yr olds showed cardiac calls correlated to injections not infections

National Ambulance Syndromic Surveillance System: England
Cardiac/respiratory arrest calls
<https://www.hartgroup.org>



Graph source: UK Health Security Agency/Public Health England

Persistent excess 0-24 yrs old

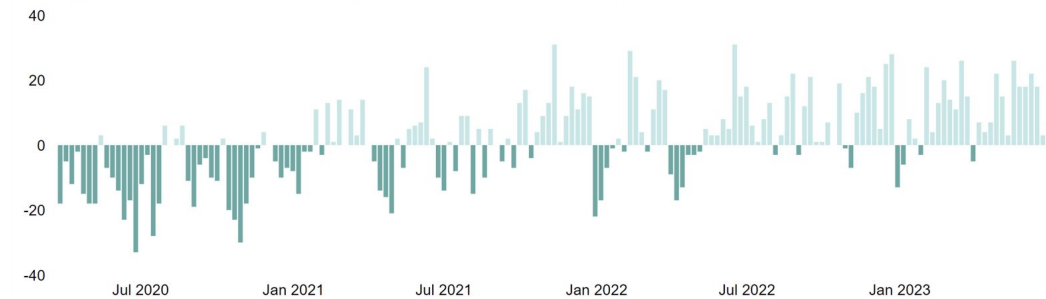
England

USA

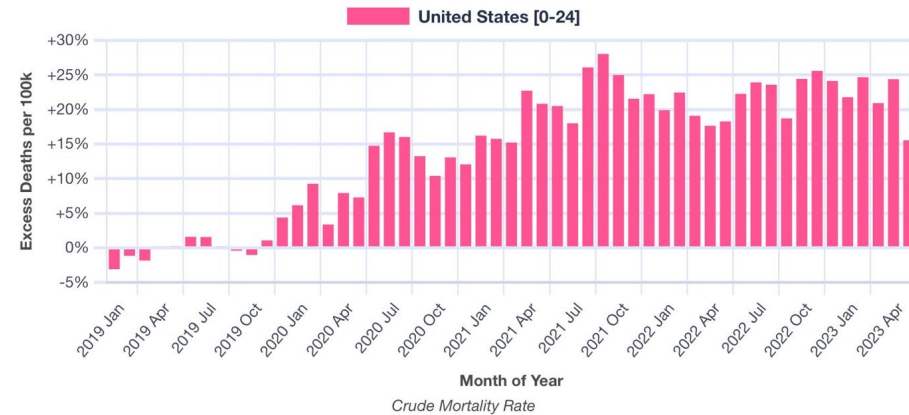
Excess Mortality in England by Age Group

Date Range (week ending): 27/03/2020 to 30/06/2023

Weekly Excess Deaths by Date of Registration, Persons (0-24), England



Excess Crude Mortality (CMR)



Deaths in 50-64 year olds

England

Pale green = excess

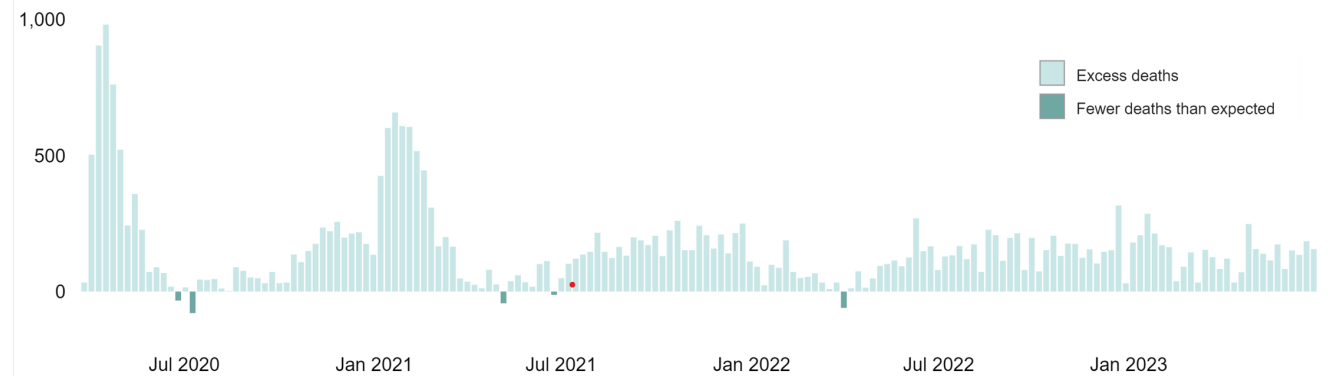
Dark green = fewer deaths
than expected

Yellow = those also labelled
covid deaths

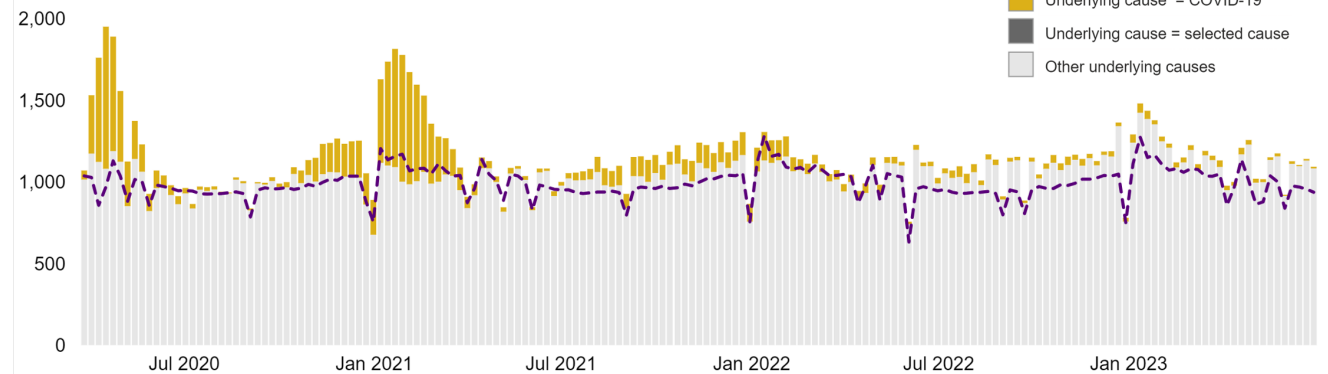
Excess Mortality in England by Age Group

Date Range (week ending): 27/03/2020 to 30/06/2023

Weekly Excess Deaths by Date of Registration, Persons (50-64), England



Weekly Registered Deaths, Persons (50-64), England



Dementia and Alzheimer's

England

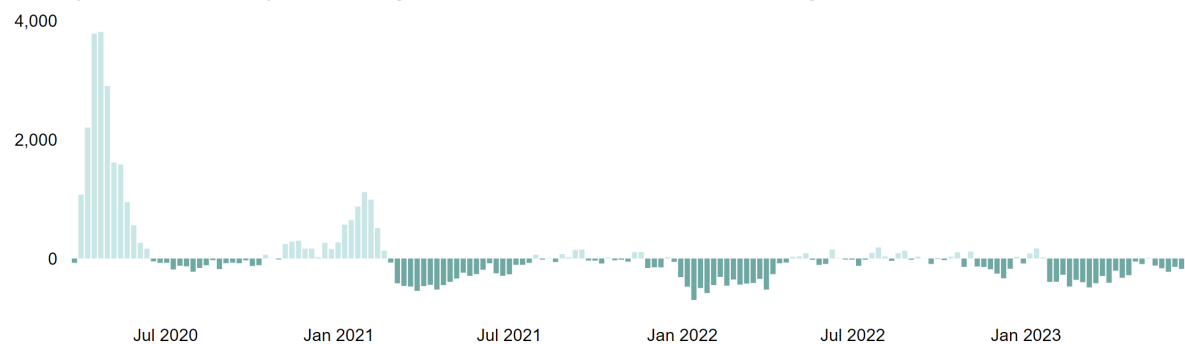
Pale green = excess

Dark green = fewer deaths than expected

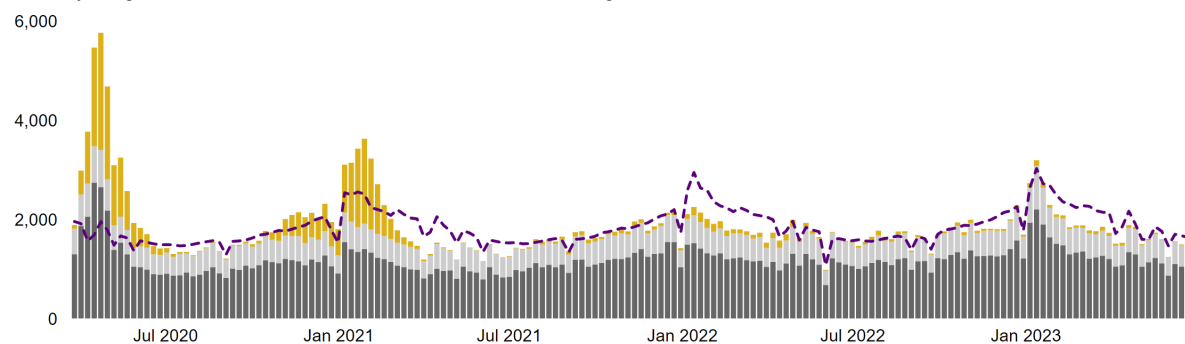
Yellow = those also labelled covid d

Excess Mortality in England by Cause of Death – (Any mention of the cause on the death certificate)
Date Range (week ending): 27/03/2020 to 30/06/2023

Weekly Excess Deaths by Date of Registration, Dementia and Alzheimer's, England



Weekly Registered Deaths, Dementia and Alzheimer's, England



Ischaemic Heart disease deaths

England

Pale green = excess

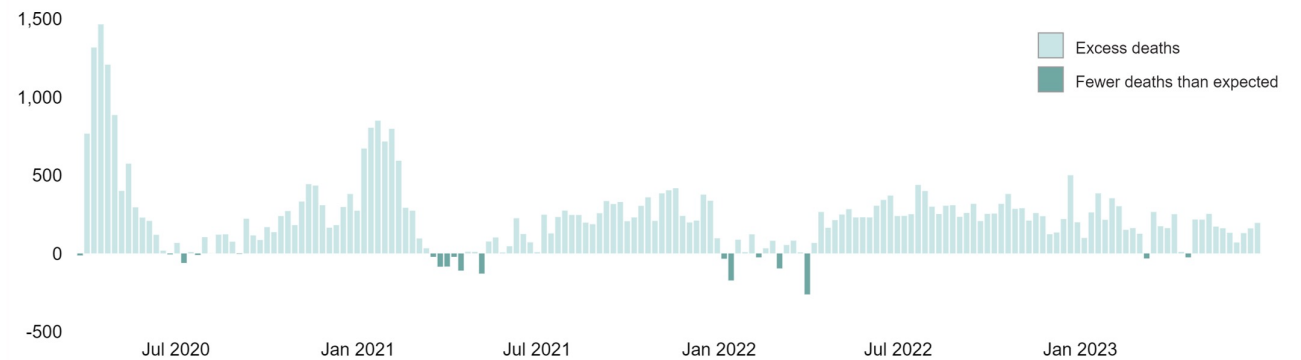
Dark green = fewer deaths than expected

Yellow = those also labelled covid deaths

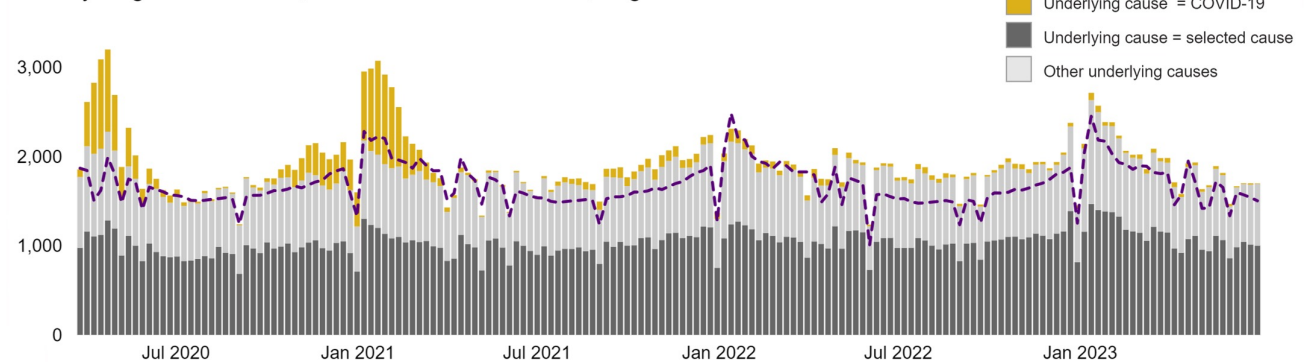
Excess Mortality in England by Cause of Death – (Any mention of the cause on the death certificate)

Date Range (week ending): 27/03/2020 to 30/06/2023

Weekly Excess Deaths by Date of Registration, Ischaemic heart diseases, England



Weekly Registered Deaths, Ischaemic heart diseases, England



Heart failure deaths

England

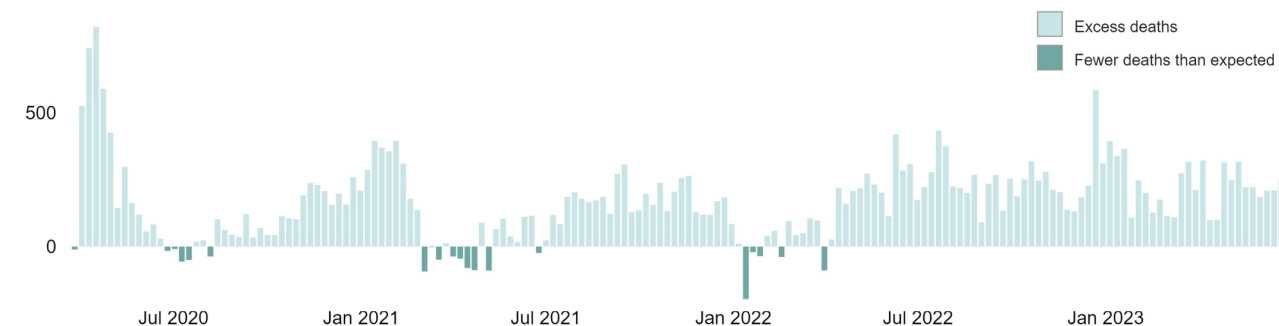
Pale green = excess

Dark green = fewer deaths than expected

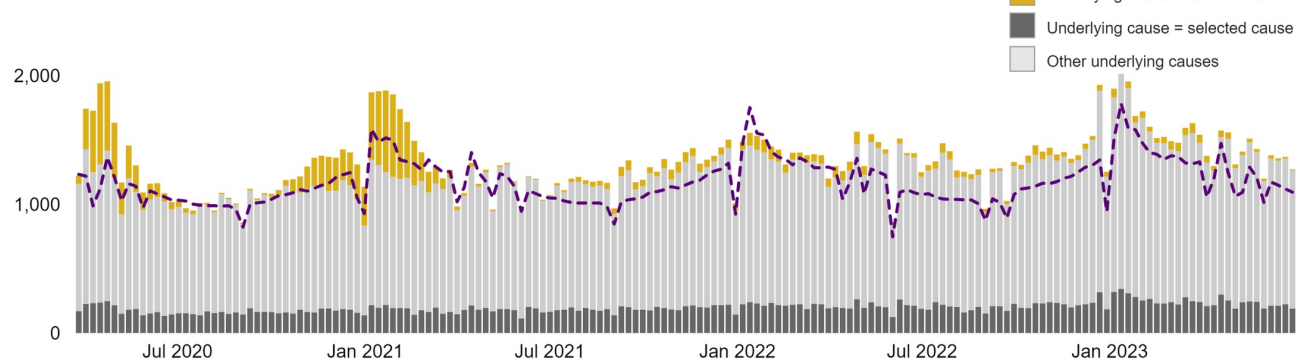
Yellow = those also labelled covid deaths

Excess Mortality in England by Cause of Death – (Any mention of the cause on the death certificate)
Date Range (week ending): 27/03/2020 to 30/06/2023

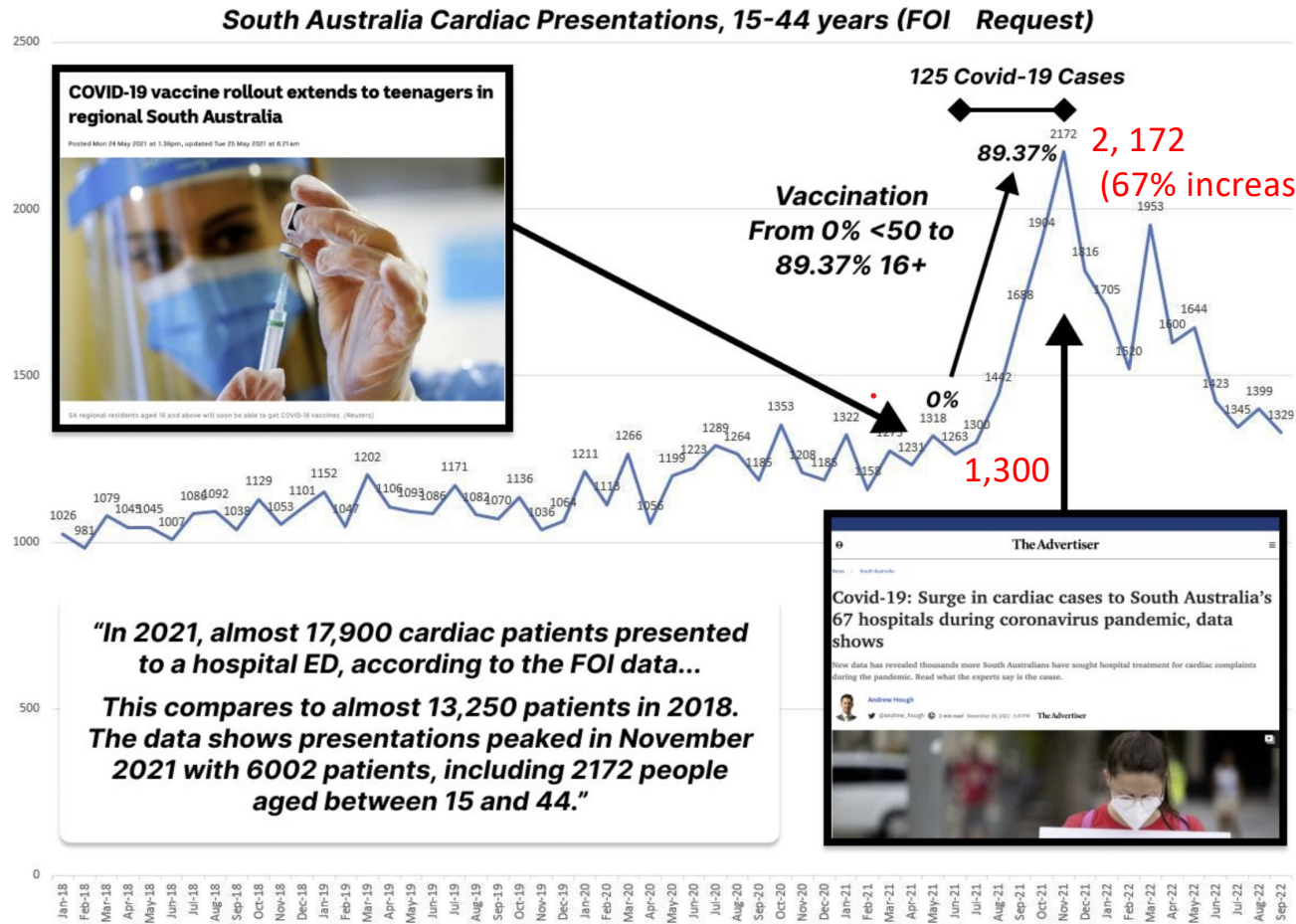
Weekly Excess Deaths by Date of Registration, Heart failure, England



Weekly Registered Deaths, Heart failure, England



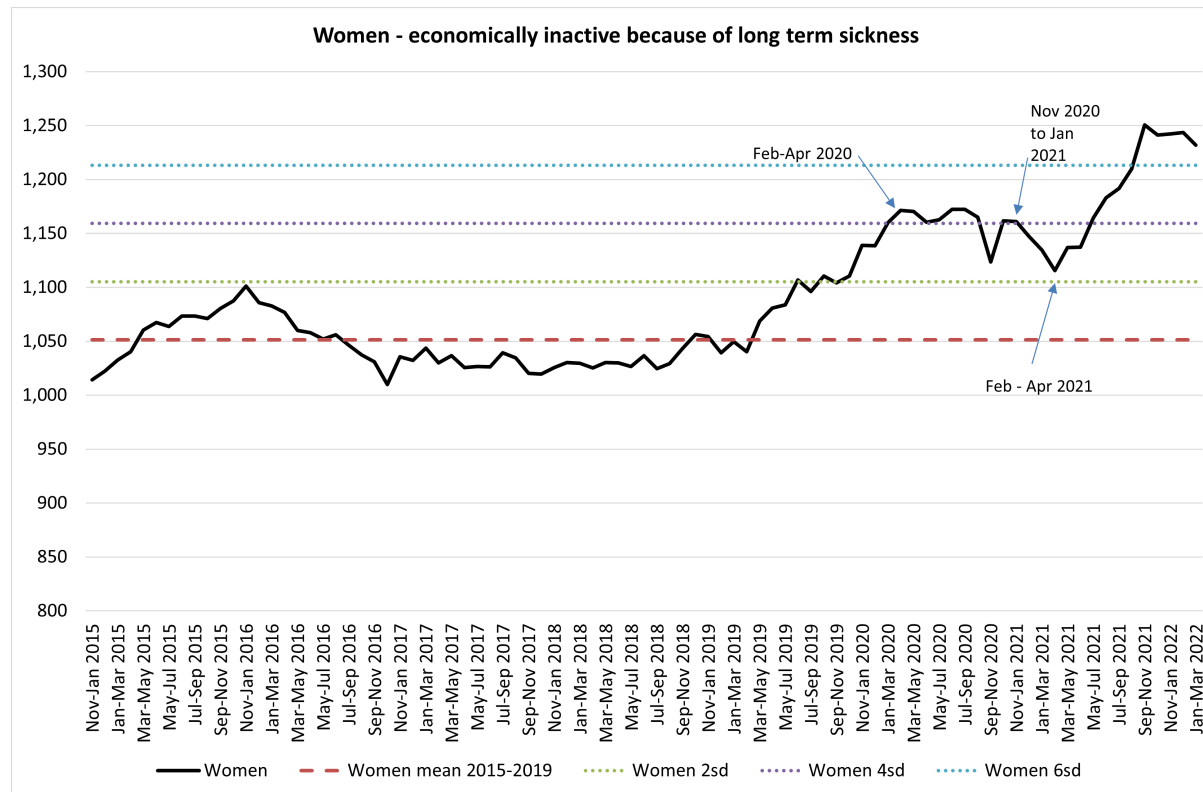
Could it be covid?



Control = South Australia

- 1,000 cases each by December 2021
- 67% increase in monthly cardiac presentations in 15-44 year olds after vaccines before covid hit

Rocketing long term sickness – women UK

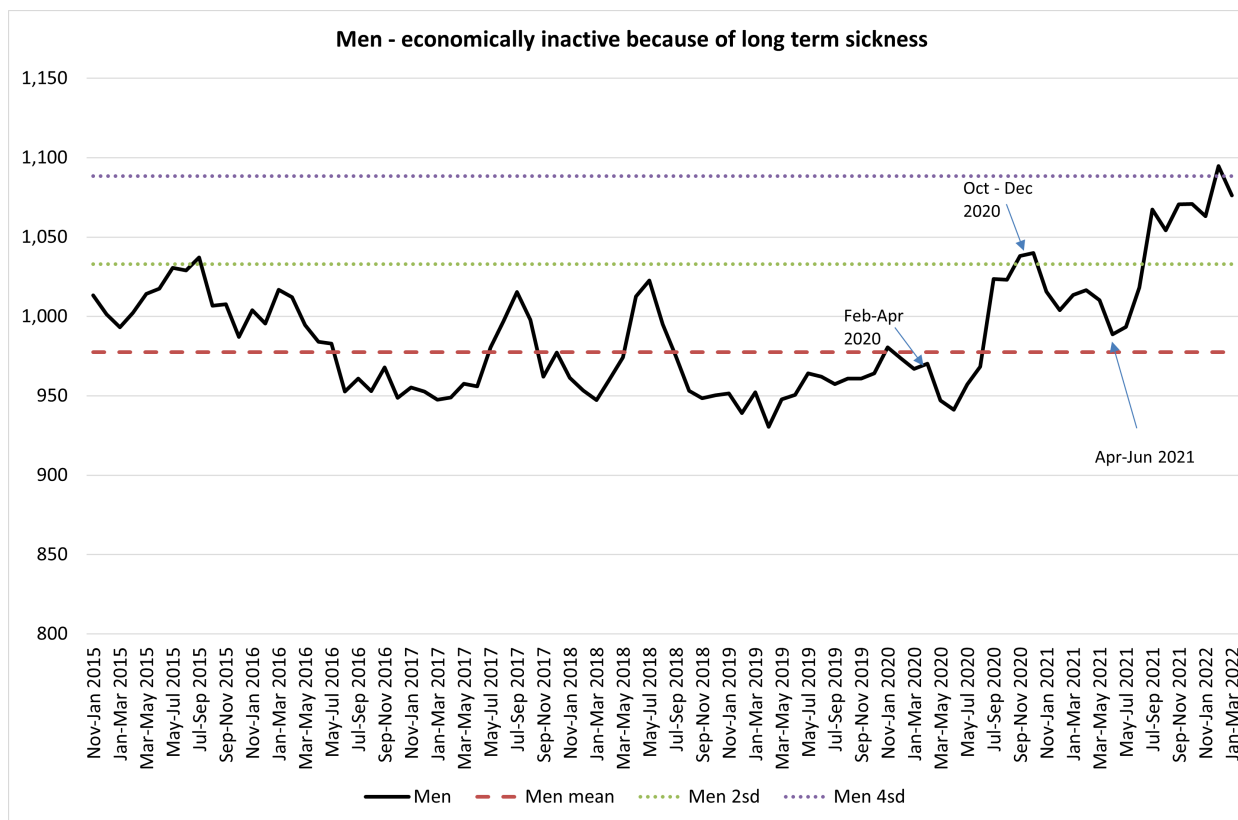


Women UK

Plateau then fall when covid arrives

Rise from March 2021 onwards

Rocketing long term sickness – men UK



Men UK

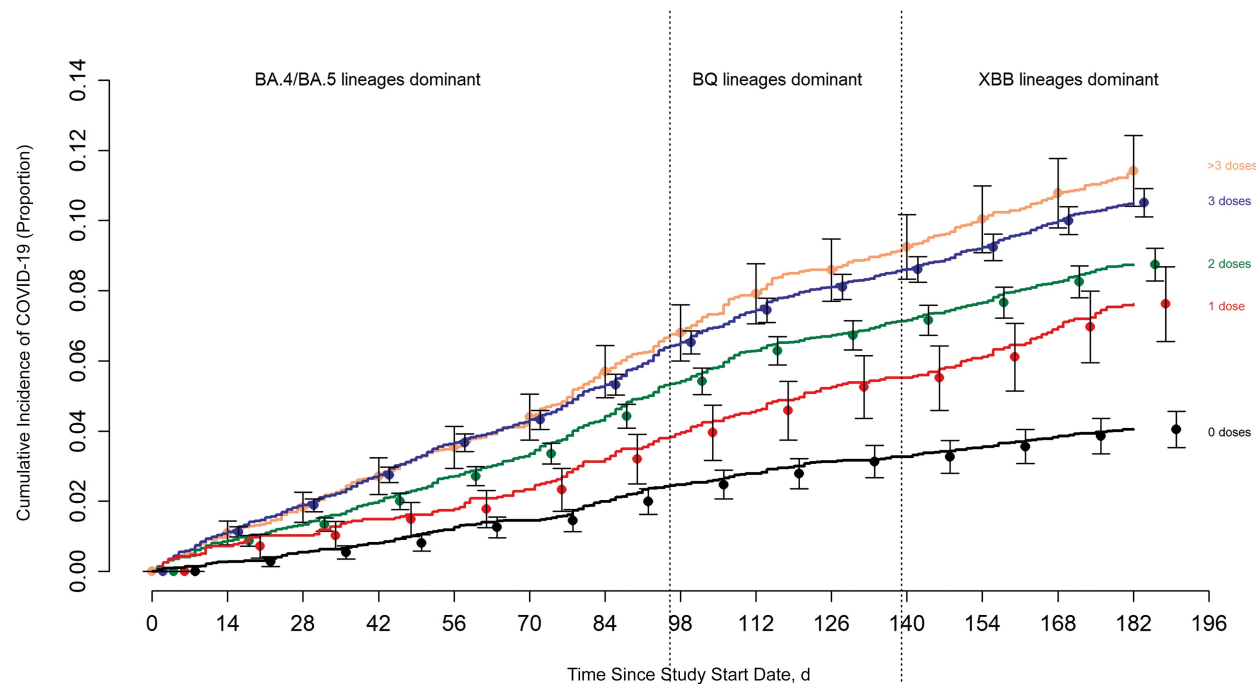
Rise then fall when covid arrives

Rise from March 2021 onwards

Rocketing long term sickness USA



Immune health



Countries switching off data on case rates as they each showed vaccinated doing worse

Cleveland Clinic >50k health staff who had higher rates with each dose given, not due to testing bias or prior immunity.

Nos. at risk:

0 doses	5738	5683	5626	5593	5528	5506	5449	5406	5333	5260	5208	5156	5108	5067
1 dose	2350	2340	2333	2328	2334	2328	2322	2299	2268	2236	2214	2187	2157	2127
2 doses	13 784	13 693	13 684	13 758	13 757	13 787	13 714	13 569	13 351	13 200	13 059	12 907	12 751	12 597
3 doses	20 998	21 024	21 158	21 368	21 509	21 696	21 702	21 555	21 257	21 020	20 841	20 613	20 396	20 187
>3 doses	3634	3630	3631	3658	3665	3675	3642	3616	3546	3486	3452	3407	3388	3336

Conclusion

False presentation

Efficacy

Safety – acute, chronic, deaths

Hidden data

Silencing of concerns


Ignoring of detrimental impacts

Destroyed

Trust


Ethical foundations

Truth



More...

Health, Family & Lifestyle › Medical & Healthcare Practitioners › Other Branches of Medicine



 Listen




Expired: Covid the untold story Paperback – 27 Jun. 2023

by Dr Clare E H Craig (Author)

4.5 ★★★★★ 32 ratings

#1 Best Seller in Family & Lifestyle Pathology

[See all formats and editions](#)

<p>Kindle Edition</p> <p>£9.99</p> <p>Read with Our Free App</p>	<p> Audiobook</p> <p>£0.00</p> <p>Free with your Audible trial</p>	<p>Paperback</p> <p>£14.99 ✓prime</p> <p>1 New from £14.99</p>
---	---	--

Have you ever felt the covid story did not entirely add up? Expired contains multiple eye-opening **revelations** about covid with compelling evidence that provides a coherent, sober and clear explanation that better fits the data we have so far.

Meticulous research by pathologist Dr Clare Craig sheds light on the largely overlooked evidence of airborne virus transmission, examining twelve related **beliefs** on spread, lockdowns, asymptomatic infections, and masks. In addition, Expired champions the importance of Western **ethical principles**, damaged by pandemic actions and [▼ Read more](#)

 [Report incorrect product information.](#)

Print length Language Publication date Reading age Dimensions